







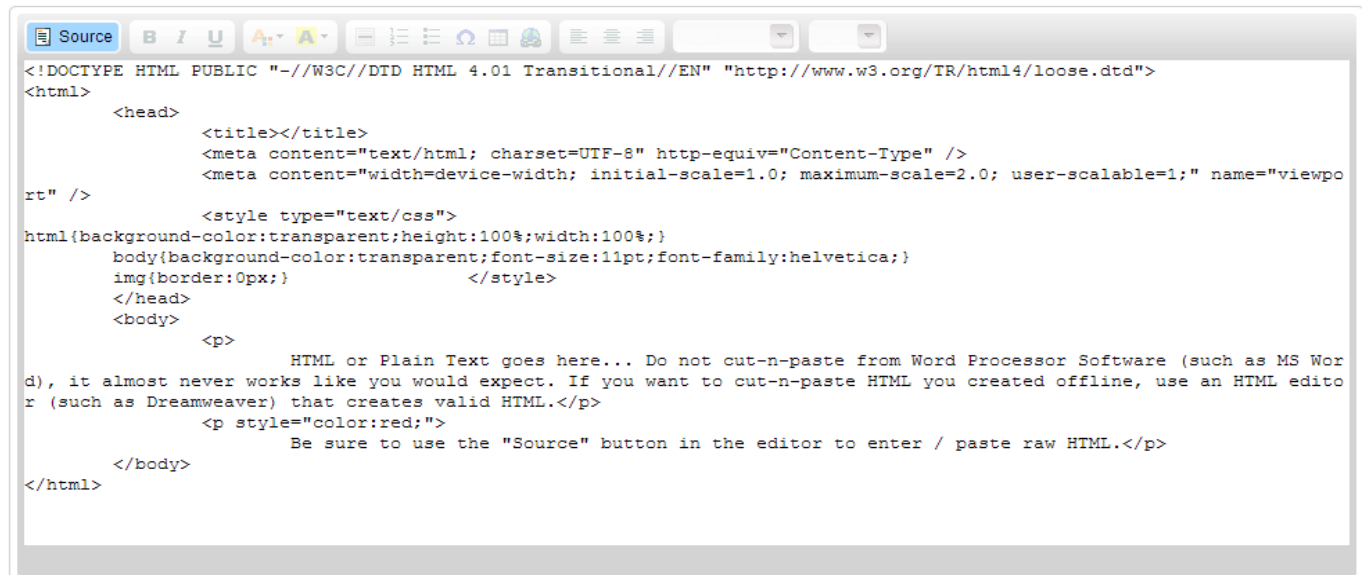
1. Go to <http://www.scorestream.com>
2. Sign Up for an account
3. Go to widget creator:
<http://scorestream.com/c/widgetCreator>
4. Pick the type of widget: Single Team is good for one team, but allows anyone to scored the game.
Multiple: Good for a league scoreboard or if it is for a school that once to include all scores from Varsity, JV, and Freshmen
Personal: Good for one user if they are going to score every game. Also, think about this one if people are going to post bogus scores on single team or multiple team.
5. Type in your school. It should appear, but if it doesn't, look for instructions later in the document. Finish customizing your widget. Stop after team/score layout.
6. Ok, by default the width is 340 change that to auto and change height from auto to 335. Picture Below:

Look and Feel

Primary Color	<input type="text" value="#328ede"/>	
	Color: Blue	
Secondary Color	<input type="text" value="#fbd341"/>	
	Color: Gold	
Style	<input type="text" value="Dark"/>	
Team / Score Layout	<input type="text" value="Large scores with box scores"/>	
Width	<input type="text" value="auto"/>	
Height	<input type="text" value="335"/>	
Custom Title	<input type="text"/>	
Display Teams's State	<input type="text" value="Yes"/>	

7. Finish up customizing your options. Now, copy the HTML.

8. Go to app's dashboard. Make a custom HTML screen. Click Source. Picture Below:



```
<!DOCTYPE HTML PUBLIC "-//W3C//DTD HTML 4.01 Transitional//EN" "http://www.w3.org/TR/html4/loose.dtd">
<html>
  <head>
    <title></title>
    <meta content="text/html; charset=UTF-8" http-equiv="Content-Type" />
    <meta content="width=device-width; initial-scale=1.0; maximum-scale=2.0; user-scalable=1;" name="viewport" />
    <style type="text/css">
      html{background-color:transparent;height:100%;width:100%;}
      body{background-color:transparent;font-size:11pt;font-family:helvetica;}
      img{border:0px;}
    </style>
  </head>
  <body>
    <p>
      HTML or Plain Text goes here... Do not cut-n-paste from Word Processor Software (such as MS Word), it almost never works like you would expect. If you want to cut-n-paste HTML you created offline, use an HTML editor (such as Dreamweaver) that creates valid HTML.</p>
    <p style="color:red;">
      Be sure to use the "Source" button in the editor to enter / paste raw HTML.</p>
    </body>
</html>
```

Now delete code starting from `<style type=` , then paste the code below the `rt" />` line

Now it will look something like this:

```
<!DOCTYPE HTML PUBLIC "-//W3C//DTD HTML 4.01 Transitional//EN" "http://www.w3.org/TR/html4/loose.dtd">
<html>
  <head>
    <title></title>
    <meta content="text/html; charset=UTF-8" http-equiv="Content-Type" />
    <meta content="width=device-width; initial-scale=1.0; maximum-scale=2.0; user-scalable=1;" name="viewport" />
  </head>
  <div id="scoreStreamWidget"></div>
  <script type="text/javascript" src="http://www.scorestream.com/js/widgets/scoreboard.js"></script>
  <script type="text/javascript">
    new SCORESTREAM.Widget(
    {
      "container": "scoreStreamWidget",
      "totalWidth": "auto",
      "totalHeight": "335",
      "customTitle": "",
      "teamIds": [],
      "sportNames": [
        "football",
        "baseball",
        "basketball",
        "hockey",
        "volleyball",
        "-----"
      ]
    }
  )
</script>
```

Now save that.

9. Go to Document behavior and prevent scrolling.

Document Behavior

Show Browser Back Button	Force Refresh	Hide Horizontal Scroll Bar
--select--	--select--	--select--
Show Browser Refresh Button	Detect Phone / Address links	Prevent Scroll Bounce
--select--	--select--	--select--
Show Launch in Native App Button	Prevent All Scrolling	Prevent All Interactions
--select--	Yes, prevent scrolling	--select--
Show Email Document Link	Hide Vertical Scroll Bar	
--select--	--select--	

save

10. Make sure it looks something like this:

Back

Scores

 scorestream

SCOREBOARD



Wednesday, Aug 28



Please visit ScoreStream
for more games

This live scoreboard is fueled by [ScoreStream](#) users. Grab the mobile app on [ScoreStream](#) to share your scores, teams and pictures with the world.

Don't worry about the iPhone 4/4S. It fits too. It cuts off the "This live scoreboard.." so you're fine. It looks good on the iPad too.

11. How to score a game? Get the ScoreStream app on the App Store. Log in. Now score the game you want. If you didn't find the school before you are able to add a school now. After that score your game and the score should automatically appear in the app.

Contact me if you need any help!

Thanks,
Adam